

-SPECIAL REPORT-

How To Buy Things Online and Get an Instant Download Of Products Using A FREE Fastecash Account...Even If It's 2 a.m on Saturday Night

**"No more waiting for 48 hrs Confirmation
Of Payments"**

By
Onome Maureen

www.SwiftWebsiteHost.com

**NOTICE: This is a FREE Report. You DO
Have The Rights to PRINT or Resell this Report!**

**You Also MAY Give Away,
Sell or Share the Content Herein**

© 2011 Copyright Onome Maureen

ALL RIGHTS RESERVED. No part of this report may be reproduced or transmitted in any form whatsoever, electronic, or mechanical, including photocopying, recording, or by any informational storage or retrieval system without express written, dated and signed permission from the author.

DISCLAIMER AND/OR LEGAL NOTICES:

The information presented herein represents the view of the author as of the date of publication. Because of the rate with which conditions change, the author reserves the right to alter and update his opinion based on the new conditions. The report is for informational purposes only. While every attempt has been made to verify the information provided in this report, neither the author nor her affiliates/partners assume any responsibility for errors, inaccuracies or omissions. Any slights of people or organizations are unintentional. Estimate of earnings is based on industry standard calculations and do not represent actual figures. Individual results may vary. If advice concerning legal or related matters is needed, the services of a fully qualified professional should be sought. This report is not intended for use as a source of legal or accounting advice. You should be aware of any laws which govern business transactions or other business practices in your country and state. Any reference to any person or business whether living or dead is purely coincidental.

Introduction

Hi, Onome Maureen here, and I'd like to thank you for obtaining a copy of my special report on **How To Buy Things Online and Get an Instant Download Of Products Using A FREE Fastecash Account...Even If It's 2 a.m on Saturday Night**

As an online business Coach and Consultant domiciled at www.onomemaureen.com I'm often by most online business wannabes how they can receive payments online on their websites and blogs.

My answer to this has always been to use Nigerian's alternative to Paypal which is fastecash.

Because with this service you can both ***receive payments online directly on your website...***

... and ***pay online for products and get an instant download of product you paid*** whether it's 2 a.m on Saturday night rather than paying at the bank and waiting for 24-48 hours for the merchants to confirm your payments before delivering the products.

So in this report, you will learn

- How to register a FREE fastecash
- How to **fund your fastecash account** with Naira to pay online
- How to **pay online using your fastecash account**
- How to **withdraw your cash from your fastecash account directly to your bank account** if you are paid online or if you have received affiliate commissions
- ***How to put online payment processor on your website or blogs***
- etc

So let's get right into this thing!

How To register a FREE fastecash

To register a FREE fastecash merchant account is easy, go online at www.onomemaureen.com/fastcash.htm

Follow the instruction by **clicking on the link on that page** and the picture below comes up. Make sure to fill in your correct name as seen in your bank account so that you can easily cash it.

When you visit that link online, you would see:

Register | FAQ | Fees | About Us | Support | Join Us On Facebook

Welcome to FasteCash Online Registration

Online Registration

Your Profile Information
Please fill in the details below . The fields with asteriks(*) are mandatory.

Username *
Congratulations! The Username is available.

Email *
Congratulations! The Email is available.

Password - Use a password that you will remember but extremely difficult for anyone to know.

Password *

Re-enter Password *
Password Match OK.

First Name *

Last Name *

Date of Birth * Day Month 1900

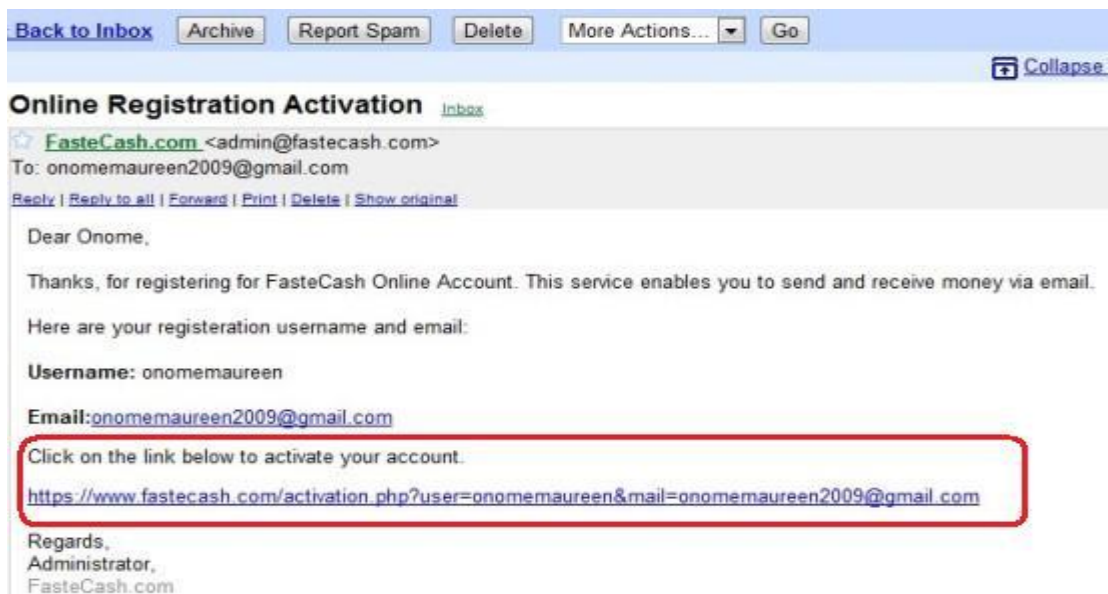
Sex * -- Sex --

Scroll down to the bottom of the page and fill the other details. **Keep your password and username safe.** Fill in the Turing number and click on I have read and agreed to the User Agreement and finally click on **Submit**.

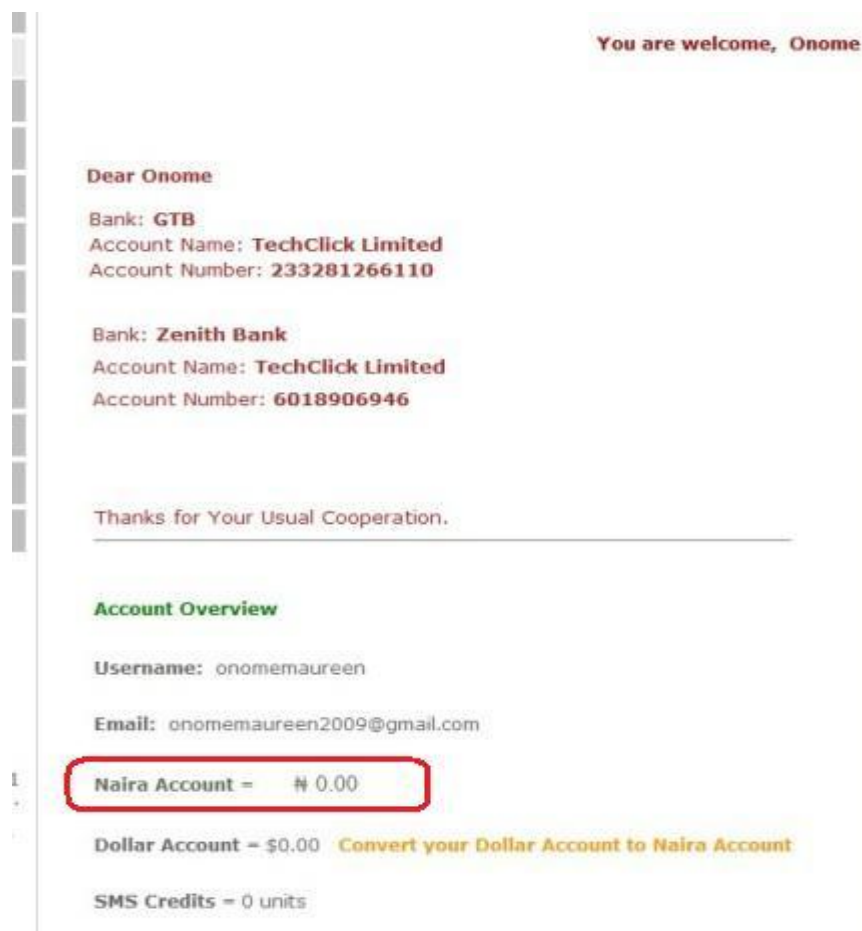
Address *	House, 2 Irewole Avenue, Opebi, Ikeja	
City *	Lagos	
State (Nigerians Only) *	Lagos	
Country *	Nigeria	
Homepage		
Primary GSM *	234	08037091003
Alternative GSM		
Land Phone		
Referral Username	richcorper	
Turing Number *	1618	1 6 1 8
<small>User Agreement and Privacy Policy - The User Agreement and Privacy Policy are designed to protect and inform you of your rights within the fasteCash service.</small>		
<input checked="" type="checkbox"/>	I have read and agree to the User Agreement and Privacy Policy	
	<input type="button" value="Reset"/>	<input type="button" value="Submit"/>

The next page you see will tell you to check your email for an activation link. So check your email for a mail from Fastecash saying **Online Registration Activation**.

Click on the link in it below to activate your merchant account as seen below.



When you click on that link, you can then login to your fastecash account at www.fastecash.com using your username and password. This is what your fastecash account looks like:



How To Fund Your Fastecash Account With Naira To Pay Online

From the picture above, you can see that your new account reads N0.00. In order to pay online for products that accept fastecash payments, you need to fund your fastecash account in Naira by:

1. Logging in to your fastecash account at www.fastecash.com and copy the bank account details of fastecash seen in your account which is
 - (a) **GTBank** account name: Techclick Limited
Account number: 233 281 266 110
 - (b) Zenith Bank account name: Techclick Limited
Account number: 601 890 6946
2. If the product you want to buy with fastecash costs N3,000, add some extra money and pay into any of the bank accounts below. So if I want to buy a N3,000 product, I will pay N3,100 into Techclick limited account
3. After payments, login to my fastecash account online to notify them of your payments. To do this, look at the far left handside to the section of your fastecash called **Transactions**. Click on it and a drop down menu comes up.

Click on **Deposit Notification** as seen below:



After clicking on it, a page like the one below comes up. So fill in your deposit details as seen below:

Deposit Notification's Form

Amount Deposited:	₦ 1500
Bank:	GTB Account
Date of Deposit: (As it is on the slip) format:dd/mm/yyyy	29 Mar 2010
Name of Depositor: (As it is on the slip)	Onome Maureen
Slip Number: (As it is on the slip)	0180668
If you choose to receive SMS Notification your Fastecash account will be charged the sum of N5.00.	
SMS Notification:	<input type="radio"/> Yes <input checked="" type="radio"/> No
Comment: (if any)	My username is richcorper. Thanks
<input type="button" value="Reset"/> <input type="button" value="Notify"/>	

If I deposited N1,500 in Techclick's account, I will put just 1500 **WITHOUT** adding a comma in the **Amount Deposited** section. Fill in the other details and click on Notify and click on **Ok**

The page below comes up showing details of my deposit notice I just sent to fastecash.


Deposit Notification

Use the Deposit Notification form below to inform **FasteCash** about your bank deposit.

You can also send text message to 234(0)8059821468 for notification. Please make sure you include **Amount deposited**, **Name of Depositor**, **Date of deposit** and the **Slip number**

IMPORTANT NOTICE: In our strive to give you the best of services we are introducing a new bank account with GTB. In addition to our Zenth account you can now fund your Fastecash account through this new account. See the account details on your Fastecash home page.

You have 1 deposit notification pending.

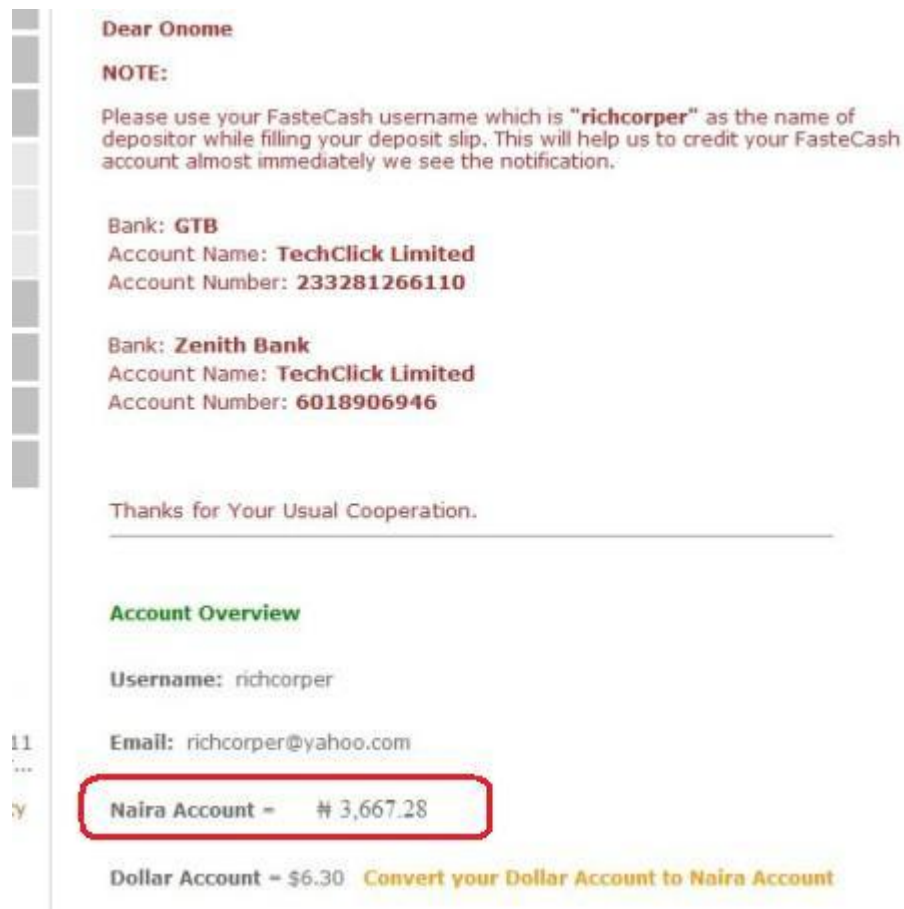
Amount	Bank	Deposit Date	Depositor	Slip No	Edit	Delete
1500	gtbank	29- Mar- 2010	Onome Maureen	0180668		Del

Your deposit notification has been sent. Your deposit will be confirmed and your account will be updated shortly.

It says “**Your deposit notification has been sent. Your deposit will be confirmed and your account will be updated shortly**”.

This should take 1-2 working days. When your fastecash account has been credited, you would get an email telling you it has been done and sometimes an SMS if you chose to receive the notice via SMS.

So, if your account has been credited like mine (which was credited with N3,667.28) you would see your account like the picture below:



Dear Onome

NOTE:

Please use your FasteCash username which is "**richcorper**" as the name of depositor while filling your deposit slip. This will help us to credit your FasteCash account almost immediately we see the notification.

Bank: **GTB**
Account Name: **TechClick Limited**
Account Number: **233281266110**

Bank: **Zenith Bank**
Account Name: **TechClick Limited**
Account Number: **6018906946**

Thanks for Your Usual Cooperation.

Account Overview

Username: richcorper

Email: richcorper@yahoo.com

Naira Account - # 3,667.28

Dollar Account - \$6.30 [Convert your Dollar Account to Naira Account](#)

So my fastecash account has been credited. Yours too will be credited following the steps above.

It's now time to buy a cool product online and download it immediately using my fastecash account.

Very important: You can only buy things online from Nigerians which have fastecash as a means of payments...just like us.

How To Pay Online Using Your Fastecash Account

It's now time to buy a cool product online and download it immediately using my fastecash account

Assuming you want to buy a product and you see the button below on the website, it means you can use your fastecash account to pay for the product and get an **INSTANT download** no matter the time of the night you are purchasing it if it's an information product or ebook.

The button you will see on those kinds of websites that accept fastecash looks like the one below:

Payment Details

You can pay online and download your
Amazing N14,000+ Report **INSTANTLY** using
your Interswitch ATM or Verve Card right now!

You can also pay online using with your
FasteCash Account.

Yes, Onome, I want *The Amazing N14,000+ Laptop e-manual* and bonuses!! I understand that I am making just a ONE-TIME payment of **N3,000** for all of these materials.



YOU WILL RECEIVE THE ENTIRE COURSE
INSTANTLY

Sometimes, the button will look different but the word **fastecash** will be written on the button, so you know you can use fastecash to pay for that product.

Here are the steps to pay using your fastcash account:

1. Register a FREE fastecash account at www.onomemaureen.com/fastcash.htm
2. Fund your fastecash account
3. Go to the website where you saw the fastecash payment button
4. Click on the button or the fastecash link like the one below:



5. After clicking on the button, a page like the one on the next comes up.



FasteCash Secure Payment System

The FasteCash site offers the following Payment options:

- FasteCash™
- Other Options (See below)

Please be advised that **FasteCash.com** is the **authorized payment processor** for this purchase. If you need any type of support concerning this purchase, please contact the Vendor directly.

How It Works:

- [Click Here](#) for instructions on how to use the payment system.

Your Order review

Product/Service Name:	How To Get A Brand New N14,000+ Laptop with FREE Shipping
Product/Service Description:	Amazing N14,000+ Brand New Laptop Breakthrough report by Onome Maureen reveals "How to get a 7 inches Laptop, Wifi, 3G, 128MB-2GB RAM, 2GB -320GB hard disk, ...

6. Scroll down the page until you see the section called **Your Payment**. Fill in your **fastecash username and password** as seen below.

Price (Naira):	₦3,000.00
Price (Dollar):	\$ 17,00
Quantity:	1
TOTAL AMOUNT:	N 3,000.00

Your Payment

<p>Option 1: Pay with your FasteCash Account</p> <p>Username/Email: <input type="text" value="onomemaureen"/></p> <p>Password: <input type="password" value="*****"/></p> <p><input type="button" value="Pay Now"/></p>	<p>Option 2: Pay with your ATM Card</p> <p>Click the logo to pay with your ATM Card.</p> 
<p>Pay with Your PayPal Account</p>  <p><input type="button" value="Buy Now"/></p> 	<p>Pay with Credit Cards</p> <p>Click the logo to pay with your Credit Card.</p> 

7. And finally click on **Pay Now**. Please note that you must have funded your fastecash account with the amount required to pay. So after clicking on Pay Now, the page below comes up saying **Thank You! Congratulations your payment is successful**.

It would also ask you to complete your transaction.

Very important: But before you click on the **Complete Transaction** button, scroll down to the bottom of the page to the section called **Your Transaction Details** and copy the following or print out that page.

Before clicking the "Complete Transaction" button, please take note of the following:

- Review the details of your order below and ensure it is correct.
- Take note of your order receipt detail below for future references.
- A confirmation e-mail for your order has been sent to your e-mail address.
- You may log into your **FasteCash™** account at any time and see the details of your payment in your account record section.

Your Transaction Details

	Print Copy
Product/Service Name:	How To Get A Brand New N14,000+ Laptop with FREE Shipping
Merchant Username:	
Price:	N 3,000
Quantity:	1
TOTAL AMOUNT:	N 3,000 (N)
Payment Method:	FASTECASH
Order Receipt:	██████████ 1114/1302267729

From the section called Your Transaction Details, **copy everything in this section** from the **Product/Service Name** to the **Order Receipt details**.

Copy EVERYTHING and keep them in a safe place or your email.

Sometimes, you will be required to provide these transaction details if you have a question or problem with your order.

Or if you are promised a special bonus for paying with your fastecash account, you will need to provide these details to the merchant or person who referred you to that website.

So after copying your transaction details scroll up or down to the section where you see a button called **Complete Transaction** as seen below.



FasteCash Secure Payment System

YOUR TRANSACTION STATUS:

Thank You! Your Payment Is Successful.

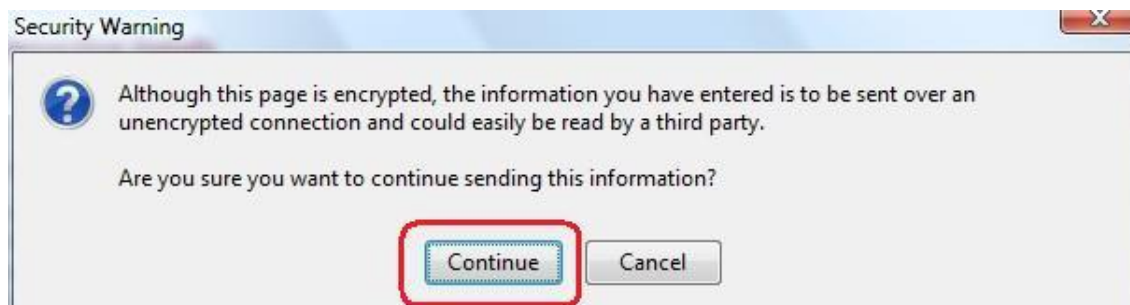
IMPORTANT NOTICE: Please, do not click the backbutton or refresh this page. You have successfully made payment for the product/service, but the transaction is not completed yet. In order to complete the transaction, you must click one of the "Complete Transaction" buttons on this page.

Complete Transaction

Before clicking the "Complete Transaction" button, please take note of the following:

- Review the details of your order below and ensure it is correct.
- Take note of your order receipt detail below for future references.
- A confirmation e-mail for your order has been sent to your e-mail address.
- You may log into your **FasteCash™** account at any time and see the details of your payment in your account record section.

After clicking on the **Complete Transaction** button, a page below comes up asking you to Continue, so click on the **Continue** button

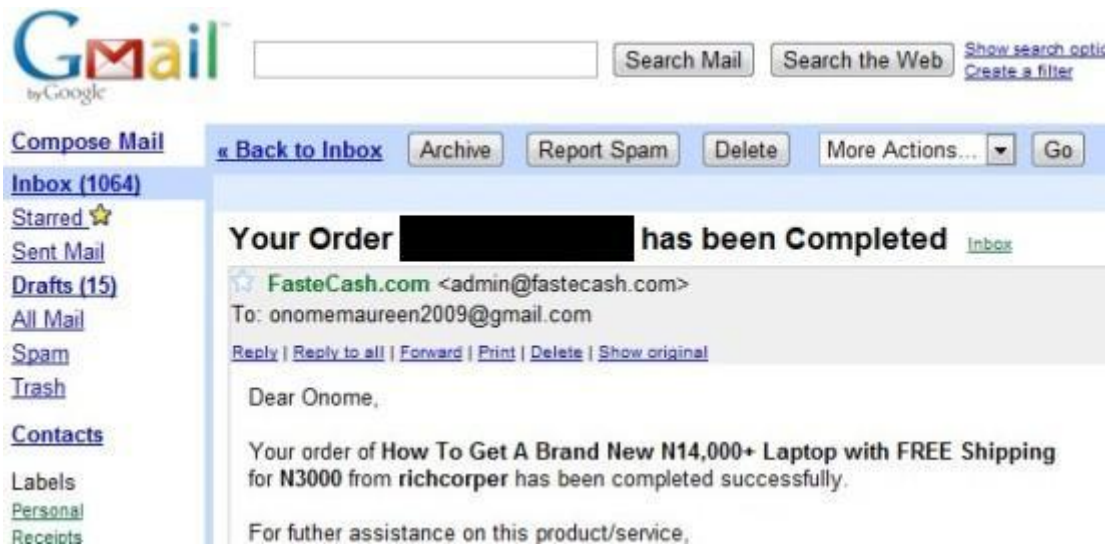


And the **download page** of the product you paid for comes up for you to download like the one for the **Amazing N14,000 Brand New Laptop** product below:



The download link to the page will also be **automatically emailed to your email** so that you can always have access to it.

See an example of the email that was sent to me after paying for the **Amazing N14,000 Brand New Laptop** product below:



How to WITHDRAW Cash from your Fastecash Account directly into your Bank Account if you are paid online on Your Website or if **You Have Received Affiliate Commissions**

If you have a website or a blog that accepts fastecash payments on it (Don't worry if you don't use it on your website yet, I will tell you can one on your website in this report) or....

If you are an affiliate using fastecash as your means of collecting your commissions, you can easily withdraw your earnings using the steps below:

1. Login to your fastecash account at www.fastecash.com. Look at the menu tabs on the left and click on **MYPROFILE** as seen below and finally click on **Edit Profile**.

FasteCash
Online Transaction Made Easy!

Today, 30 March 2010 My Fastecash Classic Acc

richcorper's Account Si

- HOME
- MY PROFILE**
- View Profile
- Edit Profile**
- Change Password
- INBOX
- MY ACCOUNT
- PAY4ME
- TRANSACTION
- LIBERTY RESERVE
- PRODUCTS
- SMS
- BINCODES

richcorper's Profile

First Name*:

Last Name*:

Address*:

Company:

City*:

State*:

Now scroll down to the section called Bank Info and make sure your details are correct.

Bank Info

Bank Name:

Account Type:

Account Name:

Account No.:

In the **Bank name** section, choose the bank you use out of the different banks menu that comes up such as:

- Zenith Bank
- GTBank
- Intercontinental bank
- Oceanic bank
- First Bank
- Bank PHB
- First Inland Bank
- UBA
- Diamond Bank
- FCMB
- ETB

In the **Account Name** section, put your name exactly the way it appears on your account when you opened it.

In the **Account No** section, type your account number and finally click on **Update Profile** button.

2. Next click on **TRANSACTION** in the left had side menu tab and finally click on **Withdraw Money** and the page below comes up:

Withdraw Money

To withdraw money from your FasteCash Account, fill the detail below. Your money will be transferred within 24 to 72 hours of business day.

Money Withdrawal Form

Amount to Withdraw:

Method of Withdrawal: Withdraw to my Bank Account
 Withdraw through Bank Transfer

3. In the **Amount to Withdraw** section, if you have N250,000 in your fastecash account and you want to withdraw it to your bank account, type just 250000 WITHOUT adding the Naira sign or a comma.

Select **Method of withdraw** as withdraw to my bank account and finally click on the **Proceed?** button and follow the instructions.

That's it. It 24-48 hours, you cash will be in your bank account!

It's for real. I've done this several times easily following the steps above.

How To Put Online Payment Processor On Your Website Or Blogs

Having an online payment processor is simply **“Wow”**...because ***you can sleep at night and money will still be rushing to your bank account while you sleep.***

Imagine if someone visits your website by 11pm on Friday night just because he just had the time to do so ...and he happens on your website or blog and likes a particular product or service on it.

All he needs to do is to pay for your product using his fastecash account or ATM card and he receives his download link to the product without contacting you.

Your 24 hours salesman (**your website or blog**) is receiving money on your behalf using **fastecash payment processor** and delivering the product...

...while you're sleeping at night or playing a PSP or even on a trip.

Having an automatic payment processor on your website or blog frees you to do other things you love while making money online...

...and our **Online Solutions and Website Designing/Hosting company** at www.SwiftWebsiteHost.com can help you install it on your website or blog using the following packages:

1. **Bronze** Fastecash Installation – **One** payment processor for **one** product on your website or blog at **N20,000**
(Watch out for a N5,000 discount below)
2. **Silver** Fastecash installation – **2 - 4** payment processors for **four** products on your website or blog at **N25,000**
(Watch out for a N5,000 discount below)
3. **Gold** Fastecash installation – **4 - 7** payment processors for **four -six** products on your website or blog at **N30,000**
(Watch out for a N5,000 discount below)
4. **Do it Yourself Fastecash Installation** – Learn how to install Fastecash payment processor on your website using our Fastecash Payment Processor Installation Picture Tutorial ebook at **N12,500**.
(Watch out for a N5,000 discount below)

How to Get a whole **N5,000 Discount Off the Fastecash Payment Processor Installation Price**

I want to thank you for reading this manual to the end by offering you a whole **N5,000 discount OFF** the price of the fastecash installation on your website and blog if...

...you can do one simple thing!

In order to get our N5,000 discount off the price of any of the installation packages, do these two things:

Step #1: Send an email now to admin@swiftwebsitehost.com with the **SUBJECT** of the email saying: **Request for N5,000 Discount of Fastecash Installation**

The **BODY** of the message should be:

“I request for a N5,000 discount of fastecash installation off the (put the name of the fastecash installation package) . Here are my details: (Your name+ GSM number+ Email address+ Date you would pay for the installation package)”.

Step #2: Pay the installation package fee (Either Bronze – N15,000, Silver – N20,000, Gold – N25,000, Do it Yourself Tutorial Picture ebook – N7,500) into any of our bank accounts below:

GTBank Account name: Trillionet Resources
Account number: 221 858 144 110

First Bank Account name: Trillionet Resources
Account number: 264 203 000 5142

After payments, send an email to payments@swiftwebsitehost.com with the **SUBJECT** of the email saying: **Paid for Fastecash Installation**

The **BODY** of the message should be:

- Amount paid:
- Bank name paid:
- Teller number:
- Date paid:
- GSM number:
- Your website name:

And we'll get back to you in 24-48 hours.

Thank you for reading this report, I hope it's been helpful to you.

Want the step-by-step processes on how to start a highly successful online business?

Then visit me at my blog at www.OnomeMaureen.com and you'll get amazing tips and secrets of how to start a highly profitable online business.

If you have any questions or problems, please feel free to send me an email at onome@onomemaureen.com and I'll get back to you.

Of course my GSM number is 0803 930 7316 only Mondays – Friday 9am – 5pm.

Only the BEST is good enough for you!

Onome Maureen

www.InfoBizBuilders.com

Project Manager
Trillionet Resources LTD.